

Muskmelon (*Cucumis melo* L.)

I. Subject

These test guidelines apply to all varieties, hybrids and parental lines of muskmelon (*Cucumis melo* L.) including *C. melo* L. subsp. *cantalupensis* and *C. melo* L. subsp. *reticulatus*.

II. Seed Material Required

1. The Protection of Plant Varieties and Farmers' Rights Authority (PPV&FRA) shall decide when, where and in what quantity and quality of the seed material required for testing the variety is to be delivered. Applicants submitting seed material from a country other than India must make sure that all customs and formalities are complied with.
2. The minimum quantity of seed of varieties, hybrids and parental lines to be supplied by the applicant should be:
 - For open field cultivation: 100 g seeds (in one submission only).
3. The seed should meet the minimum requirement for germination capacity (80%), moisture content should not be more than 8% and physical purity (98%) prescribed for certified seed in India. Especially for storage, which requires a higher standard, the applicant should state the actual germination capacity, which should be as high as possible. The seed supplied should be visibly healthy, not lacking in vigour or affected by any important pest or disease.
4. The seed material must not have undergone any treatment unless the competent authorities allow or request such treatment. If it has been treated, full details of the treatment must be given.

III. Conduct of Tests

1. The minimum duration of test should normally be two independent but similar growing seasons (summer).
2. The test should normally be conducted at two different locations. If any essential characteristic of the variety can not be observed at these places, the variety may be tested at an additional place.
3. The test should be carried out under conditions ensuring normal growth. The size of the plot should be such that plants or parts of plant may be removed for measuring and counting without prejudice to the observations which must be made upto the end of the growing period. Each test shall include 105 plants for open field cultivation, which should be divided among 3 replications. Separate plots for observations and for measuring can only be used if they have been subjected to similar environmental conditions.
4. Test plot design

Number of rows : 5

Row length	:	5.6 m
Row to row distance	:	2.5 m
Plant to plant distance	:	0.8 m
Number of replications	:	3

- Observations should not be recorded on plants in border rows.
- Additional test protocols for special purpose shall be established by the PPV&FR Authority.

IV. Methods and Observations

- The characteristics described in the Table of Characteristics (Section VII) should be used for the testing of varieties for DUS.
- For the assessment of Distinctiveness and Stability, observations should be made on 30 plants or parts of plants selected randomly, which should be divided among 3 replications (10 plants in each replication).
- For the assessment of Uniformity of characteristics in the plot as a whole (visual assessment by a single observation of a group of plants or parts of plants), a population standard of 1% with an acceptance probability of at least 95% should be applied. In case of a sample size of 105 plants, the number of off-types should not exceed 2.
- Observations on the cotyledon should be made just before the development of the first true leaf.
- All observations on the leaf should be made on fully developed but not old leaves, preferably between the 5th and 8th node when the plant has at least one fruit set.
- All observations on the fruit should be made on 1st or 2nd well developed mature fruit.
- All observations on the ovary shall be recorded on the day of anthesis.
- All observations on width shall be recorded at the maximum point of width of the part concerned.
- All observations on the seeds should be made on fully developed, matured and dry seeds, after washing and drying.
- Stage of recording of different observations will be as follows:

	Description	Code
a.	Cotyledons completely unfolded	10
b.	Active vegetative growth	20
c.	Flowering stage: appearance of first perfect/ pistillate flower in 50% plants from date of sowing	30
d.	Commercial harvest stage (harvest maturity)	40

V. Grouping of Varieties

1. The collection of varieties to be grown should be divided into groups to facilitate the assessment of Distinctiveness. Characteristics which are suitable for grouping purposes are those, which are known from experience not to vary, or to vary only slightly, within a variety. Their various states of expression should be fairly evenly distributed throughout the collection.
2. It is recommended that the competent authorities use the following characteristics for grouping of muskmelon varieties:

a.	Inflorescence: sex expression (at full flowering)	Characteristic 10
b.	Fruit: shape in longitudinal section	Characteristic 17
c.	Fruit: rind colour	Characteristic 18
d.	Fruit: sutures	Characteristic 25
e.	Fruit: surface netting	Characteristic 27
f.	Fruit: flesh colour	Characteristic 29

VI. **Characteristics and Symbols**

1. To assess Distinctiveness, Uniformity and Stability, the characteristics and their states as given in the Table of Characteristics should be used.
2. Notes (1-9) should be used for the purpose of recording and electronic processing of data. Each state of expression is allotted a corresponding numerical note (1-9) for the different characteristics.
3. Legend
 - (*) Characteristics that should be used in every growing season on all varieties and shall always be included in the description of the variety, except when the states of expression of any of these characters is rendered impossible by a preceding characteristic or by the environmental conditions of the testing region. Under such exceptional situation, adequate explanation shall be provided.
 - (+) See the Explanation on the Table of Characteristics in Section VIII.
4. Type of assessment of characteristics indicated in Section VII of Table of Characteristics is as follows:

MG	:	Measurement by a single observation of a group of plants or parts of plants.
MS	:	Measurement of a number of individual plants or parts of plants.
VG	:	Visual assessment by a single observation of a group of plants or parts of

		plants.
VS	:	Visual assessment by observations of individual plants or parts of plants.

VII. Table of Characteristics

S. No.	Characteristics	States	Note	Example varieties	Stage of observation	Type of assessment
1	2	3	4	5	6	7
1.	Cotyledon: length (cm)	Short (<2.75)	3	Punjab Sunehri	10	MS
		Medium (2.75-3.25)	5	Arka Jeet		
		Long (>3.25)	7	RM-50, Pusa Madhuras		
2.	Cotyledon: width (cm)	Narrow (<1.5)	3	Kashi Madhu, Durgapura Madhu	10	MS
		Medium (1.5-1.75)	5	GMM-3, RM-43		
		Broad (>1.75)	7	Pusa Madhuras		
3.	Leaf blade: length (cm)	Short (<8)	3	RM-43	20	MS
		Medium (8-10)	5	Kashi Madhu		
		Long (>10)	7	MHY-3, Durgapura Madhu		
4.	Leaf blade: width (cm)	Narrow (<11)	3	GMM-3, RM-43	20	MS
		Medium (11-13)	5	Kashi Madhu		
		Broad (>13)	7	Pusa Madhuras		
5. (+)	Leaf blade: depth of lobes (depth of terminal lobe)	Weak	3	MHY-3	20	VG
		Medium	5	GMM-3		
		Strong	7	RM-50		
6. (+)	Leaf blade: length of	Short (<2.5)	3	-	20	MS
		Medium (2.5-	5	Kashi Madhu		

	terminal lobe (cm)	4.5)				
		Long (>4.5)	7	RM-50		
7.	Leaf blade: dentation of margin (+)	Weak	3	RM- 43	20	VG
		Strong	7	Kashi Madhu, RM-50		
8.	Leaf blade: petiole length (cm)	Short (<7)	3	RM-43, Durgapura Madhu	20	MS
		Medium (7-9)	5	Pusa Madhuras, MHY-5		
		Long (>9)	7	RM-50, Hara Madhu		
9.	Appearance of first perfect/ pistillate flower in 50% plants from date of sowing (days)	Early (<45)	3	Durgapura Madhu	30	MG
		Medium (45-50)	5	MHY-3, RM-43, Kashi Madhu		
		Late (>50)	7	-		
10.	Sex expression (* at full flowering)	Monoecious	1	-	30	VG
		Andro-monoecious	2	Kashi Madhu, Pusa Madhuras, Hara Madhu, Durgapura Madhu		
		Others	9	-		
11.	Male sterility	Absent	1	Kashi Madhu, Pusa Madhuras, Hara Madhu, Durgapura Madhu	30	VG
		Present	9	-		
12.	Ovary: length (cm)	Short (<1)	3	Punjab Sunehri	30	MS
		Medium (1-1.5)	5	MHY-5		
		Long (>1.5)	7	Durgapura Madhu, RM-50		
13.	Ovary: width (cm)	Narrow (<0.6)	3	Kashi Madhu	30	MS
		Medium (0.6-	5	Hara Madhu		

		0.8)				
		Broad (>0.8)	7	MHY-5		
14.	Ovary: pubescence	Sparse	1	Arka Jeet	30	VG
		Dense	2	Kashi Madhu		
15.	Fruit: length (cm)	Short (<10)	3	Arka Jeet	40	MG
		Medium (10-15)	5	Pusa Madhuras		
		Long (>15)	7	Durgapura Madhu		
16.	Fruit: diameter (cm)	Narrow (<9)	3	RM-43, Arka Jeet	40	MG
		Medium (9-12)	5	RM-50		
		Broad (>12)	7	GMM-3, Kashi Madhu		
17. (* (+)	Fruit: shape in longitudinal section	Ovate	1	MHY-5	40	VG
		Oval	2	-		
		Elongated globe	3	Arka Rajhans		
		Round	4	-		
		Oblate (Flat globe)	5	GMM-3, Kashi Madhu		
		Obovate	6	Durgapura Madhu		
		Cylindrical	7	-		
18. (*	Fruit: rind colour	Creamy white	1	-	40	VG
		Yellow	2	Kashi Madhu		
		Yellow Green	3	Durgapura Madhu		
		Orange	4	Arka Jeet		
		Others	9	-		
19.	Fruit: patches	Absent	1	Arka Jeet, MHY-3	40	VG
		Present	9	Kashi Madhu, GMM-3		

20.	Fruit: peduncle at maturity	Slipable	1	Kashi Madhu	40	VG
		Non-slipable	9	Hara Madhu		
21. (+)	Fruit: shape at peduncle end	Pointed	1	Durgapura Madhu	40	VG
		Rounded	2	Hara Madhu, Pusa Madhuras		
		Truncate	3	Kashi Madhu		
22. (+)	Fruit: shape at blossom end	Pointed	1	Durgapura Madhu	40	VG
		Intermediate	2	-		
		Truncate	3	Kashi Madhu		
23.	Fruit: diameter of blossom end scar (cm)	Small (<1)	3	Arka Jeet, Durgapura Madhu	40	MS
		Medium (1-2)	5	Pusa Madhuras		
		Large (>2)	7	Kashi Madhu		
24.	Fruit: surface	Smooth	1	Arka Jeet, MHY-3	40	VG
		Grooved	9	RM-43, Kashi Madhu		
25. (*)	Fruit: sutures	Absent	1	Arka Jeet, MHY-3	40	VG
		Present	9	Hara Madhu, Kashi Madhu		
26.	Fruit: suture colour	Creamy	1	Arka Rajhans	40	VG
		Green	2	Kashi Madhu, Hara Madhu		
		Others	9	-		
27. (*)	Fruit: surface netting	Absent	1	Arka Jeet, MHY-5	40	VG
		Moderate	2	RM-50, Punjab Sunehri		
		Dense	3	-		
28.	Fruit: flesh thickness at	Thin (<2)	3	Arka Jeet	40	MS
		Medium (2-3)	5	MHY-5		

	position of maximum fruit diameter (cm)	Thick (>3)	7	GMM-3		
29. (*)	Fruit: flesh colour	Creamish white	1	Arka Jeet	40	VG
		Grey orange	2	GMM-3		
		Yellowish green	3	Durgapura Madhu		
		Green	4	Hara Madhu		
		Orange	5	Kashi Madhu		
30.	Fruit: flesh texture	Mealy	3	Hara Madhu	40	VS
		Intermediate	5	-		
		Crispy	7	Kashi Madhu		
31.	Fruit : flavour	Mild	3	Arka Rajhans	40	VG
		Medium	5	Kashi Madhu, Durgapura Madhu		
		Strong	7	-		
32.	Seed: length (cm)	Short (<1)	3	Kashi Madhu, Hara Madhu	40	MS
		Long (>1)	5	Pusa Madhuras		
33.	Seed: width (cm)	Narrow (<0.4)	3	Durgapura Madhu	40	MS
		Broad (>0.4)	5	Pusa Madhuras		
34.	Seed: colour	Creamy white	1	Kashi Madhu, Arka Jeet	40	VG
		Yellowish	2	Durgapura Madhu, Hara Madhu		

VIII. Explanation on the Table of Characteristics

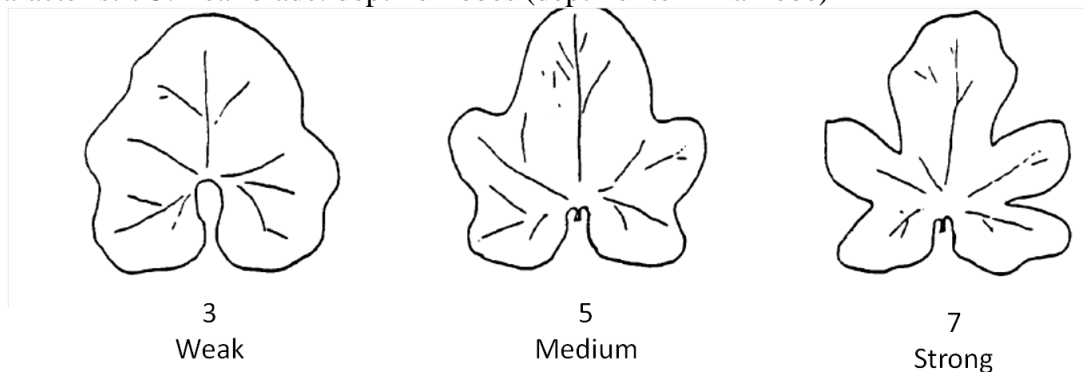
1. Explanation covering several characteristics

Characteristics containing the following key in the second column of the Table of Characteristics should be examined as indicated below:

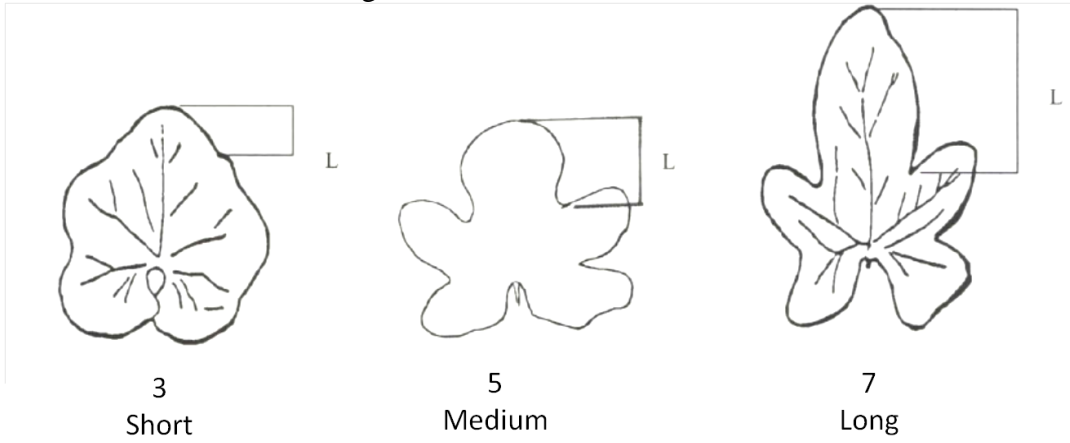
a.	Seedling	All observations on the seedling should be made just before the development of the first true leaf.
b.	Leaf blade	All observations on the leaf blade should be made on fully developed but not old leaves, preferably between the 5 th and 8 th node when the plant has at least one fruit set.
c.	Fruit	The flesh colour should be measured at least one day after the harvest.
d.	Seed	All observations on the seed should be made on fully developed, matured and dry seeds, after washing and drying in the shade.

2. Explanation for individual characteristic

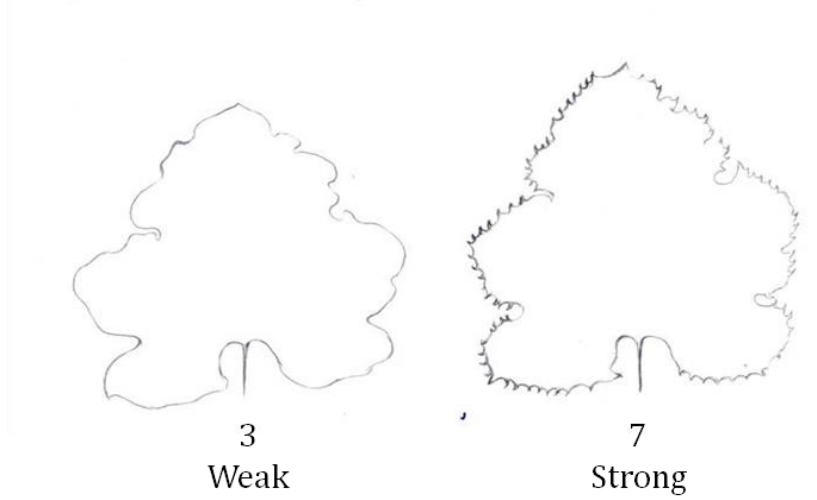
Characteristic 5. Leaf blade: depth of lobes (depth of terminal lobe)



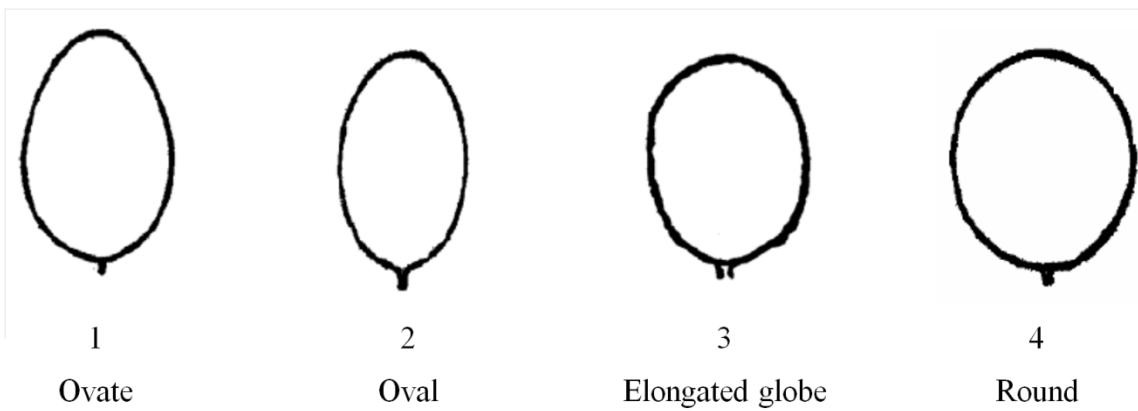
Characteristic 6. Leaf blade: length of terminal lobe



Characteristic 7. Leaf blade: dentation of margin



Characteristic 17. Fruit: shape in longitudinal section





5

Oblate



6

Obovate



7

Cylindrical

Characteristic 21. Fruit: shape at peduncle end




1

Pointed



2

Rounded



3

Truncate

Characteristic 22. Fruit: shape at blossom end



1

Pointed



2

Intermediate



3

Truncate

IX. Working Group Details

The Test guidelines were developed by the Task Force (12/2011) constituted by the PPV&FR Authority, New Delhi in consultation with the Director, Indian Institute of Vegetable Research (IIVR), Varanasi, Project Coordinator (Vegetable Crops), Nodal Officer and Co-Nodal Officers of DUS testing centres.

Nodal officer

Dr. S.K. Sharma, Director, Central Institute for Arid Horticulture, Sri Ganganagar Highway, Beechwal, Industrial Area P.O., Bikaner-334006 (Rajasthan).

Co-Nodal officer

Dr. Sudhakar Pandey, Senior Scientist, Division of Crop Improvement, Indian Institute of Vegetable Research, P.B. No.- 01, P.O.-Jakhini (Shahanshahpur), Varanasi-221305 (U.P.).

Dr. B.R. Choudhary, Scientist, Division of Crop Improvement, Central Institute for Arid Horticulture, Sri Ganganagar Highway, Beechwal, Industrial Area P.O., Bikaner-334006 (Rajasthan).

Dr. E. Sreenivas Rao, Senior Scientist, Division of Vegetable Science, Indian Institute of Horticultural Research, Hessarghatta, Lake Post, Bengaluru-560089 (Karnataka).

X. DUS Testing Centres

Nodal Centre	Other Centre
Central Institute for Arid Horticulture, Sri Ganganagar Highway, Beechwal, Industrial Area P.O., Bikaner-334006 (Rajasthan).	Punjab Agricultural University, Ludiana, Punjab.